

MONTHLY REPORT OF DISBURSEMENTS (REVISED)
For the month of December 2021

Department: Department of Information and Communications Technology
 Agency/Entity: National Privacy Commission
 Operating Unit: < not applicable >
 Organization Code (UACS): 37 003 0000000
 Fund Cluster: 01 Regular Agency Fund


Particulars	Current Year Budget					Prior Year's Budget											SUB-TOTAL	Trust Liabilities				Grand Total					Remarks
	PS	MOOE	FinEx	CO	TOTAL	Prior Year's Accounts Payable					Current Year's Accounts Payable					TOTAL		PS	MOOE	CO	TOTAL	PS	MOOE	FinEx	CO	TOTAL	
						7	8	9	10	11=(7+8+9+10)	12	13	14	15	16=(12+13+14+15)												
1	2	3	4	5	6=(2+3+4+5)	7	8	9	10	11=(7+8+9+10)	12	13	14	15	16=(12+13+14+15)	17=(11+16)	18=(6+17)	19	20	21	22=(19+20+21)	23	24	25	26	27=(23+24+25+26)	28
CASH DISBURSEMENTS	18,487,420.77	13,464,144.86	0.00	6,623,920.00	38,575,485.63	0.00	2,494,320.03	0.00	0.00	2,494,320.03	0.00	8,769,904.52	0.00	2,146,500.00	10,916,404.52	13,410,724.55	51,986,210.18	0.00	0.00	0.00	0.00	18,487,420.77	24,728,369.41	0.00	6,770,420.00	51,986,210.18	
Notice of Cash Allocation (NCA)	18,487,420.77	13,464,144.86	0.00	6,623,920.00	38,575,485.63	0.00	2,494,320.03	0.00	0.00	2,494,320.03	0.00	8,769,904.52	0.00	2,146,500.00	10,916,404.52	13,410,724.55	51,986,210.18	0.00	0.00	0.00	0.00	18,487,420.77	24,728,369.41	0.00	6,770,420.00	51,986,210.18	
MDS Checks Issued	2,708,997.77	3,137,613.54	0.00	6,623,920.00	12,470,531.31	0.00	0.00	0.00	0.00	0.00	0.00	1,327,741.41	0.00	0.00	1,327,741.41	1,327,741.41	13,798,272.72	0.00	0.00	0.00	0.00	2,708,997.77	4,465,354.95	0.00	6,623,920.00	13,788,272.72	
Advice to Debit Account	15,778,423.00	10,326,531.32	0.00	0.00	26,104,954.32	0.00	2,494,320.03	0.00	0.00	2,494,320.03	0.00	7,442,163.11	0.00	2,146,500.00	9,588,663.11	12,082,983.14	38,167,937.46	0.00	0.00	0.00	0.00	15,778,423.00	20,263,014.46	0.00	2,146,500.00	38,187,937.46	
Notice of Transfer Allocations (NTA)	0.00	0.00	0.00	0.00	0.00	0.00	0.00	0.00	0.00	0.00	0.00	0.00	0.00	0.00	0.00	0.00	0.00	0.00	0.00	0.00	0.00	0.00	0.00	0.00	0.00	0.00	0.00
MDS Checks Issued	0.00	0.00	0.00	0.00	0.00	0.00	0.00	0.00	0.00	0.00	0.00	0.00	0.00	0.00	0.00	0.00	0.00	0.00	0.00	0.00	0.00	0.00	0.00	0.00	0.00	0.00	0.00
Advice to Debit Account	0.00	0.00	0.00	0.00	0.00	0.00	0.00	0.00	0.00	0.00	0.00	0.00	0.00	0.00	0.00	0.00	0.00	0.00	0.00	0.00	0.00	0.00	0.00	0.00	0.00	0.00	0.00
Working Fund for FAPs	0.00	0.00	0.00	0.00	0.00	0.00	0.00	0.00	0.00	0.00	0.00	0.00	0.00	0.00	0.00	0.00	0.00	0.00	0.00	0.00	0.00	0.00	0.00	0.00	0.00	0.00	0.00
Cash Disbursement Ceiling (CDC)	0.00	0.00	0.00	0.00	0.00	0.00	0.00	0.00	0.00	0.00	0.00	0.00	0.00	0.00	0.00	0.00	0.00	0.00	0.00	0.00	0.00	0.00	0.00	0.00	0.00	0.00	0.00
TOTAL CASH DISBURSEMENTS	18,487,420.77	13,464,144.86	0.00	6,623,920.00	38,575,485.63	0.00	2,494,320.03	0.00	0.00	2,494,320.03	0.00	8,769,904.52	0.00	2,146,500.00	10,916,404.52	13,410,724.55	51,986,210.18	0.00	0.00	0.00	0.00	18,487,420.77	24,728,369.41	0.00	6,770,420.00	51,986,210.18	
NON-CASH DISBURSEMENTS	3,693,161.56	619,780.33	0.00	0.00	4,312,941.89	0.00	8,409.03	0.00	0.00	8,409.03	0.00	1,118,096.05	0.00	121,500.00	1,239,596.05	1,248,005.08	5,560,946.97	0.00	0.00	0.00	0.00	3,693,161.56	1,746,285.41	0.00	121,500.00	5,560,946.97	
Tax Remittance Advances Issued (TRA)	3,693,161.56	619,780.33	0.00	0.00	4,312,941.89	0.00	8,409.03	0.00	0.00	8,409.03	0.00	1,118,096.05	0.00	121,500.00	1,239,596.05	1,248,005.08	5,560,946.97	0.00	0.00	0.00	0.00	3,693,161.56	1,746,285.41	0.00	121,500.00	5,560,946.97	
Non-Cash Availment Authority (NCAA)	0.00	0.00	0.00	0.00	0.00	0.00	0.00	0.00	0.00	0.00	0.00	0.00	0.00	0.00	0.00	0.00	0.00	0.00	0.00	0.00	0.00	0.00	0.00	0.00	0.00	0.00	0.00
Disbursements effected through outright deductions from claims (please specify...)	0.00	0.00	0.00	0.00	0.00	0.00	0.00	0.00	0.00	0.00	0.00	0.00	0.00	0.00	0.00	0.00	0.00	0.00	0.00	0.00	0.00	0.00	0.00	0.00	0.00	0.00	0.00
Overpayment of expenses(e.g. personnel benefits)	0.00	0.00	0.00	0.00	0.00	0.00	0.00	0.00	0.00	0.00	0.00	0.00	0.00	0.00	0.00	0.00	0.00	0.00	0.00	0.00	0.00	0.00	0.00	0.00	0.00	0.00	0.00
Restitution for loss of government property	0.00	0.00	0.00	0.00	0.00	0.00	0.00	0.00	0.00	0.00	0.00	0.00	0.00	0.00	0.00	0.00	0.00	0.00	0.00	0.00	0.00	0.00	0.00	0.00	0.00	0.00	0.00
Liquidated damages and similar claims	0.00	0.00	0.00	0.00	0.00	0.00	0.00	0.00	0.00	0.00	0.00	0.00	0.00	0.00	0.00	0.00	0.00	0.00	0.00	0.00	0.00	0.00	0.00	0.00	0.00	0.00	0.00
Others(TEF, BTR, Documentary Stamp Tax, etc.)	0.00	0.00	0.00	0.00	0.00	0.00	0.00	0.00	0.00	0.00	0.00	0.00	0.00	0.00	0.00	0.00	0.00	0.00	0.00	0.00	0.00	0.00	0.00	0.00	0.00	0.00	0.00
TOTAL NON-CASH DISBURSEMENTS	3,693,161.56	619,780.33	0.00	0.00	4,312,941.89	0.00	8,409.03	0.00	0.00	8,409.03	0.00	1,118,096.05	0.00	121,500.00	1,239,596.05	1,248,005.08	5,560,946.97	0.00	0.00	0.00	0.00	3,693,161.56	1,746,285.41	0.00	121,500.00	5,560,946.97	
GRAND TOTAL	22,180,582.33	14,083,925.19	0.00	6,623,920.00	42,888,427.52	0.00	2,502,729.06	0.00	0.00	2,502,729.06	0.00	9,888,000.57	0.00	2,268,000.00	12,156,000.57	14,658,729.63	57,547,157.15	0.00	0.00	0.00	0.00	22,180,582.33	26,474,654.82	0.00	8,891,920.00	57,547,157.15	

SUMMARY

Particulars	Previous Report	This Month	As at Date
(1)	(2)	(3)	(4)
Total Disbursement Authorities Received	214,555,618.07	57,547,938.24	272,103,556.31
NCA	200,079,648.00	51,986,991.27	252,066,639.27
NTA	0.00	0.00	0.00
Working Fund	0.00	0.00	0.00
TRA	14,475,970.07	5,560,946.97	20,036,917.04
CDC	0.00	0.00	0.00
NCAA	0.00	0.00	0.00
Less: Notice of Transfer of Allocations (NTA)* issued	0.00	0.00	0.00
Total Disbursement Authorities Available	214,555,618.07	57,547,938.24	272,103,556.31
Less:	0.00	0.00	0.00
Lapsed NCA	24,621,501.71	781.09	24,622,282.80
Disbursements	180,941,020.91	57,547,157.15	238,488,178.06
Less: Other Non-Cash Disbursements	0.00	0.00	0.00
Disbursements effected through outright deductions from claims	0.00	0.00	0.00
Overpayment of expenses(e.g. personnel benefits)	0.00	0.00	0.00
Restitution for loss of government property	0.00	0.00	0.00
Liquidated damages and similar claims	0.00	0.00	0.00
Others (e.g. TEF, BTR, Docs Stamp, etc.)	0.00	0.00	0.00
Add/Less: Adjustments (e.g. cancelled/stated checks)	0.00	0.00	0.00
Balance of Disbursement Authorities as at date	8,993,095.45	0.00	8,993,095.45
Total Disbursements Program	240,788,000.00	30,804,000.00	271,592,000.00
Less: *Actual Disbursements	180,941,020.91	57,547,157.15	238,488,178.06
(Over)/Under spending	59,846,979.09	(26,743,157.15)	33,103,821.94


Notes: * The use of NTA is discouraged
Notes: ** Amounts should tally with the grand total disbursement (column 27).

Certified Correct:




JENSON D. BALLICUD
ACCOUNTANT II, HEAD OF ACCOUNTING UNIT
Date: 10-Feb-22

Recommending
Approval:



ATTY. MANELITO SATUITO
DIRECTOR IV, FAO
Date: 10-Feb-22

Approved By:



ATTY. IVIN RONALD D.M. ARIZONA
EXECUTIVE DIRECTOR
Date: 10-Feb-22