

MONTHLY REPORT OF DISBURSEMENTS
For the month of April 2021


Department: Department of Information and Communications Technology
 Agency/Entity: National Privacy Commission
 Operating Unit: < not applicable >
 Organization Code (UACS): 37 003 0000000
 Fund Cluster: 01 Regular Agency Fund


Particulars	Current Year Budget					Prior Year's Budget											Trust Liabilities				Grand Total					Remarks			
	PS	MOOE	FinEx	CO	TOTAL	Prior Year's Accounts Payable					Current Year's Accounts Payable					SUB-TOTAL	PS	MOOE	CO	TOTAL	PS	MOOE	FinEx	CO	TOTAL				
						PS	MOOE	FinEx	CO	Sub-Total	PS	MOOE	FinEx	CO	Sub-Total												TOTAL		
1	2	3	4	5	6=(2+3+4+5)	7	8	9	10	11=(7+8+9+10)	12	13	14	15	16=(12+13+14+15)	17=(11+16)	18=(8+17)	19	20	21	22=(19+20+21)	23	24	25	26	27=(23+24+25+26)	28		
CASH DISBURSEMENTS	3,732,767.61	1,524,468.98	0.00	0.00	5,257,236.59	0.00	694,030.18	0.00	235,991.96	930,022.14	0.00	1,456,866.85	0.00	0.00	1,456,866.85	2,386,888.99	7,644,125.58	0.00	0.00	0.00	0.00	3,732,767.61	3,675,396.01	0.00	235,991.96	7,644,125.58			
Notice of Cash Allocation (NCA)	3,732,767.61	1,524,468.98	0.00	0.00	5,257,236.59	0.00	694,030.18	0.00	235,991.96	930,022.14	0.00	1,456,866.85	0.00	0.00	1,456,866.85	2,386,888.99	7,644,125.58	0.00	0.00	0.00	0.00	3,732,767.61	3,675,396.01	0.00	235,991.96	7,644,125.58			
MDS Checks Issued	0.00	29,500.00	0.00	0.00	29,500.00	0.00	0.00	0.00	0.00	0.00	0.00	0.00	0.00	0.00	0.00	29,500.00	0.00	0.00	0.00	0.00	0.00	0.00	29,500.00	0.00	0.00	0.00	29,500.00		
Advice to Debit Account	3,732,767.61	1,494,968.98	0.00	0.00	5,227,736.59	0.00	694,030.18	0.00	235,991.96	930,022.14	0.00	1,456,866.85	0.00	0.00	1,456,866.85	2,386,888.99	7,614,625.58	0.00	0.00	0.00	0.00	3,732,767.61	3,645,866.01	0.00	235,991.96	7,614,625.58			
Notice of Transfer Allocations (NTA)	0.00	0.00	0.00	0.00	0.00	0.00	0.00	0.00	0.00	0.00	0.00	0.00	0.00	0.00	0.00	0.00	0.00	0.00	0.00	0.00	0.00	0.00	0.00	0.00	0.00	0.00	0.00		
MDS Checks Issued	0.00	0.00	0.00	0.00	0.00	0.00	0.00	0.00	0.00	0.00	0.00	0.00	0.00	0.00	0.00	0.00	0.00	0.00	0.00	0.00	0.00	0.00	0.00	0.00	0.00	0.00	0.00	0.00	
Advice to Debit Account	0.00	0.00	0.00	0.00	0.00	0.00	0.00	0.00	0.00	0.00	0.00	0.00	0.00	0.00	0.00	0.00	0.00	0.00	0.00	0.00	0.00	0.00	0.00	0.00	0.00	0.00	0.00	0.00	
Working Fund for FAPs	0.00	0.00	0.00	0.00	0.00	0.00	0.00	0.00	0.00	0.00	0.00	0.00	0.00	0.00	0.00	0.00	0.00	0.00	0.00	0.00	0.00	0.00	0.00	0.00	0.00	0.00	0.00	0.00	
Cash Disbursement Ceiling (CDC)	0.00	0.00	0.00	0.00	0.00	0.00	0.00	0.00	0.00	0.00	0.00	0.00	0.00	0.00	0.00	0.00	0.00	0.00	0.00	0.00	0.00	0.00	0.00	0.00	0.00	0.00	0.00	0.00	
TOTAL CASH DISBURSEMENTS	3,732,767.61	1,524,468.98	0.00	0.00	5,257,236.59	0.00	694,030.18	0.00	235,991.96	930,022.14	0.00	1,456,866.85	0.00	0.00	1,456,866.85	2,386,888.99	7,644,125.58	0.00	0.00	0.00	0.00	3,732,767.61	3,675,396.01	0.00	235,991.96	7,644,125.58			
NON-CASH DISBURSEMENTS	775,861.86	6,790.09	0.00	0.00	782,651.95	0.00	42,685.82	0.00	13,358.04	56,043.86	0.00	113,003.35	0.00	0.00	113,003.35	169,047.21	951,699.16	0.00	0.00	0.00	0.00	775,861.86	162,479.26	0.00	13,358.04	951,699.16			
Tax Remittance Advices Issued (TRA)	775,861.86	6,790.09	0.00	0.00	782,651.95	0.00	42,685.82	0.00	13,358.04	56,043.86	0.00	113,003.35	0.00	0.00	113,003.35	169,047.21	951,699.16	0.00	0.00	0.00	0.00	775,861.86	162,479.26	0.00	13,358.04	951,699.16			
Non-Cash Availment Authority (NCAA)	0.00	0.00	0.00	0.00	0.00	0.00	0.00	0.00	0.00	0.00	0.00	0.00	0.00	0.00	0.00	0.00	0.00	0.00	0.00	0.00	0.00	0.00	0.00	0.00	0.00	0.00	0.00		
Disbursements effected through outright deductions from claims (please specify .)	0.00	0.00	0.00	0.00	0.00	0.00	0.00	0.00	0.00	0.00	0.00	0.00	0.00	0.00	0.00	0.00	0.00	0.00	0.00	0.00	0.00	0.00	0.00	0.00	0.00	0.00	0.00		
Overpayment of expenses (e.g. personnel benefits)	0.00	0.00	0.00	0.00	0.00	0.00	0.00	0.00	0.00	0.00	0.00	0.00	0.00	0.00	0.00	0.00	0.00	0.00	0.00	0.00	0.00	0.00	0.00	0.00	0.00	0.00	0.00		
Restitution for loss of government property	0.00	0.00	0.00	0.00	0.00	0.00	0.00	0.00	0.00	0.00	0.00	0.00	0.00	0.00	0.00	0.00	0.00	0.00	0.00	0.00	0.00	0.00	0.00	0.00	0.00	0.00	0.00		
Liquidated damages and similar claims	0.00	0.00	0.00	0.00	0.00	0.00	0.00	0.00	0.00	0.00	0.00	0.00	0.00	0.00	0.00	0.00	0.00	0.00	0.00	0.00	0.00	0.00	0.00	0.00	0.00	0.00	0.00		
Others (e.g. TEF, BTR, Docs Stamp, etc.)	0.00	0.00	0.00	0.00	0.00	0.00	0.00	0.00	0.00	0.00	0.00	0.00	0.00	0.00	0.00	0.00	0.00	0.00	0.00	0.00	0.00	0.00	0.00	0.00	0.00	0.00	0.00		
TOTAL NON-CASH DISBURSEMENTS	775,861.86	6,790.09	0.00	0.00	782,651.95	0.00	42,685.82	0.00	13,358.04	56,043.86	0.00	113,003.35	0.00	0.00	113,003.35	169,047.21	951,699.16	0.00	0.00	0.00	0.00	775,861.86	162,479.26	0.00	13,358.04	951,699.16			
GRAND TOTAL	4,508,629.47	1,531,259.07	0.00	0.00	6,039,888.54	0.00	736,716.00	0.00	249,350.00	986,066.00	0.00	1,569,870.20	0.00	0.00	1,569,870.20	2,555,936.20	8,595,824.74	0.00	0.00	0.00	0.00	4,508,629.47	3,837,845.27	0.00	249,350.00	8,595,824.74			


SUMMARY

Particulars	Previous Report (1)	This Month (2)	As at Date (3)	As at Date (4)
Total Disbursement Authorities Received	39,950,354.30	34,192,699.16	74,143,053.46	
NCA	36,732,000.00	33,241,000.00	69,973,000.00	
NTA	0.00	0.00	0.00	
Working Fund	0.00	0.00	0.00	
TRA	3,218,354.30	951,699.16	4,170,053.46	
CDC	0.00	0.00	0.00	
NCAA	0.00	0.00	0.00	
Less: Notice of Transfer of Allocations (NTA) issued	0.00	0.00	0.00	
Total Disbursement Authorities Available	39,950,354.30	34,192,699.16	74,143,053.46	
Less:	0.00	0.00	0.00	
Lapsed NCA	36,480.34	0.00	36,480.34	
Disbursements	39,913,237.78	8,595,824.74	48,509,062.52	
Less: Other Non-Cash Disbursements	0.00	0.00	0.00	
Disbursements effected through outright deductions from claims	0.00	0.00	0.00	
Overpayment of expenses (e.g. personnel benefits)	0.00	0.00	0.00	
Restitution for loss of government property	0.00	0.00	0.00	
Liquidated damages and similar claims	0.00	0.00	0.00	
Others (e.g. TEF, BTR, Docs Stamp, etc.)	0.00	0.00	0.00	
Add/less: Adjustments (e.g. cancelled/stated checks)	0.00	0.00	0.00	
Balance of Disbursement Authorities as at date	636.18	25,596,874.42	25,597,510.60	
Total Disbursements Program	47,528,000.00	36,307,000.00	83,835,000.00	
Less: *Actual Disbursements	39,913,237.78	8,595,824.74	48,509,062.52	
(Over)/Under spending	7,614,762.22	27,711,175.26	35,325,937.48	

Notes: * The use of NTA is discouraged
 Notes: ** Amounts should tally with the grand total disbursement (column 27).

Certified Correct:
 Sgd. 
 TEODORO C. LORENZO
 ACCOUNTANT III
 Date: 2021-05-10 21:15:15

Recommending Approval:
 Sgd. 
 MARILOU C. LEEELIAN
 CHIEF, FPMD AND OIC-DIRECTOR, FAO
 Date: 2021-05-10 21:16:26

Approved By:

 RAYMUND E. LIBORO
 PRIVACY COMMISSIONER
 Date: 2021-05-10 21:25:20